



*East Bay*  
FOOD PANTRY  
& THRIFT SHOP



2023

ANNUAL REPORT

*Dear Friends,*

As we look back at 2023, we are amazed in many ways. Our food pantry was busier than ever by many measures, distributing more food than in any other year since we opened in 2009. We also had a record number of pantry visits, with 46 percent more visits than our highest preceding year. The expiration of some COVID-era benefits brought an immediate and sustained increase in need, as many clients suddenly found their SNAP and other benefits cut significantly. Unable to make ends meet under these new conditions, especially since they occurred during a time when food and housing prices were already at record highs, clients relied on EBF to help fill the gap in their monthly budgets.

Our food purchases remained rooted in our Access Nutrition standards, which help ensure that we provide healthy, wholesome food for our neighbors. Over 98% of our purchasing dollars for our main pantry program were spent on Access Nutrition-qualified food. We also partnered with fellow nonprofits and home gardeners to bring in fresh, locally grown produce throughout the growing season – a huge benefit for our clients.

In the midst of this challenging environment, we were thrilled to see our thrift shop have its best year yet, bringing in much-needed funding for our programs, all while helping us engage our community as donors gave valuable items and bargain hunters sought them out! The culture among our thrift store staff and volunteers continued to thrive, making for a friendly, welcoming experience for all. As always, we were quick to provide thrift store items to neighbors in need at no cost.

Thank you to all those who give of their time, talent, and treasure to keep us on track to meet our mission to

**engage, educate & empower  
the East Bay in creating a  
hunger-free community**

each year. We are so grateful for the support of our volunteers, donors, staff, and board of directors, and confident that the future is bright for our organization and the communities we serve.

*Emily Mushen* — Executive Director

## 2023 Highlights From Our Food Programs

- **Food Pantry**
  - *Provides a week's worth of groceries*
  - Guests can visit our Guest-Choice pantry twice a month to shop for fresh produce, dairy items, proteins, and shelf-stable items. We also offer online ordering and pre-bagged food for those who prefer rapid, low-contact shopping options and added convenience.
- **Food4Kids**
  - *Supplements meals missed when childcare/school is closed*
  - We offer weekly guest-choice shopping to ensure kids are getting the nutritious foods they need.
- **Mobile Pantry**
  - *Grocery delivery to disabled, sick, or those who lack transportation*
  - This program continues to make food accessible to guests in vulnerable and challenging situations.
- **Mobile Cart**
  - *Provides food & personal care items to low-income assisted living residents*
  - We continued to provide a variety of items to Franklin Court Assisted Living residents, with the added benefit of informal socializing.
- **Food4Seniors Boxes**
  - *Provides extra food to low-income seniors*
- **Fresh Food Friday**
  - *Weekly fresh produce & bread*
  - Fresh fruits and vegetables accounted for more than a quarter of the food we provided in 2023. Local farms provided cucumbers, herbs, greens, pears and more throughout the harvest months.
- **Holiday Food Program**
  - *Provides holiday meal fixings in November & December*

# IN 2023 OUR FOOD PROGRAMS DISTRIBUTED

MORE  
THAN  
**280 TONS**  
OF FOOD!

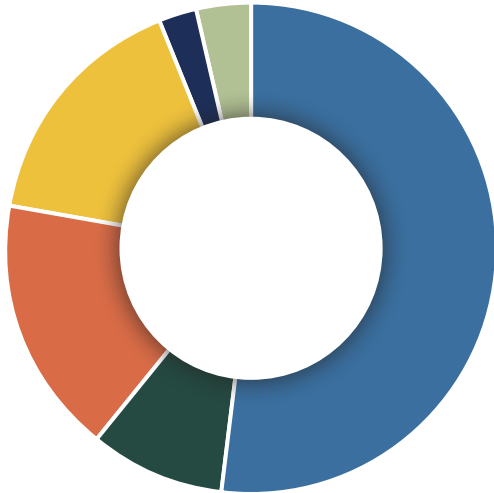


We are a RICFB Member Agency and have been Best Practices Certified since 2014. We have received RICFB's "Best of the Best" award four times in recent years.



# Financial Review • 2023

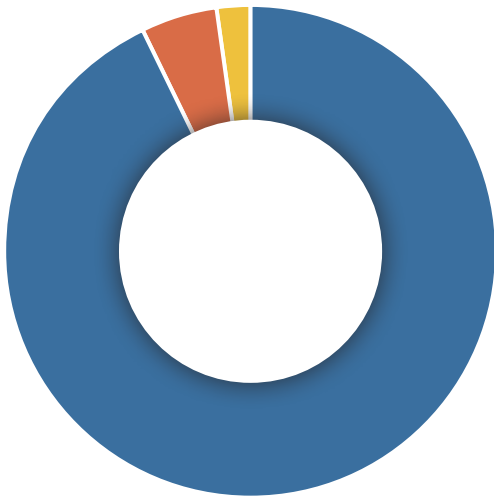
## Support & Revenue



Sources of Funds	Amount	%
<span style="color: #1f4e79;">●</span> In-Kind Contributions	\$883,063	52.0%
<span style="color: #e67e22;">●</span> Thrift Shop Sales	\$293,826	17.0%
<span style="color: #f1c40f;">●</span> Contributions	\$280,542	16.0%
<span style="color: #2e7d32;">●</span> Grants	\$153,230	9.0%
<span style="color: #1a237e;">●</span> Events	\$42,221	2.5%
<span style="color: #9ccc65;">●</span> Other Income	\$48,456	3.5%

**Total Support & Revenue \$1,701,374**

## Expenses



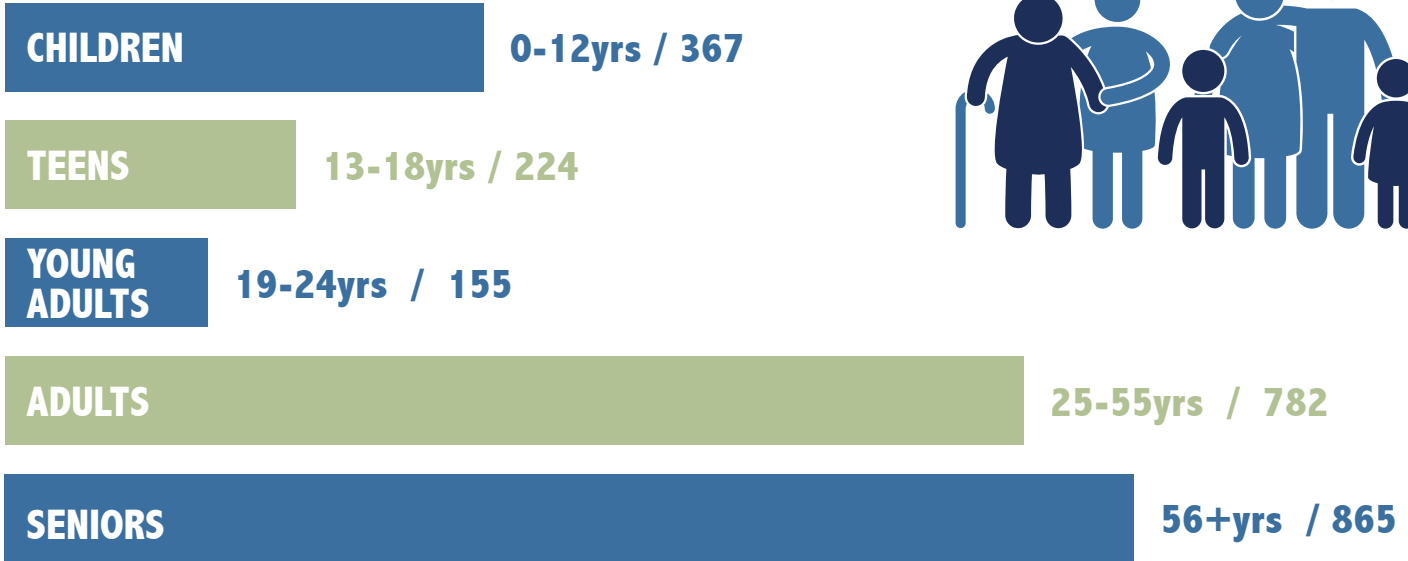
Sources of Funds	Amount	%
<span style="color: #1f4e79;">●</span> Total Program Services	\$1,478,715	93%
<span style="color: #e67e22;">●</span> Management & General	\$79,051	5%
<span style="color: #f1c40f;">●</span> Fundraising	\$30,972	2%

**Total Expenses \$1,588,738**

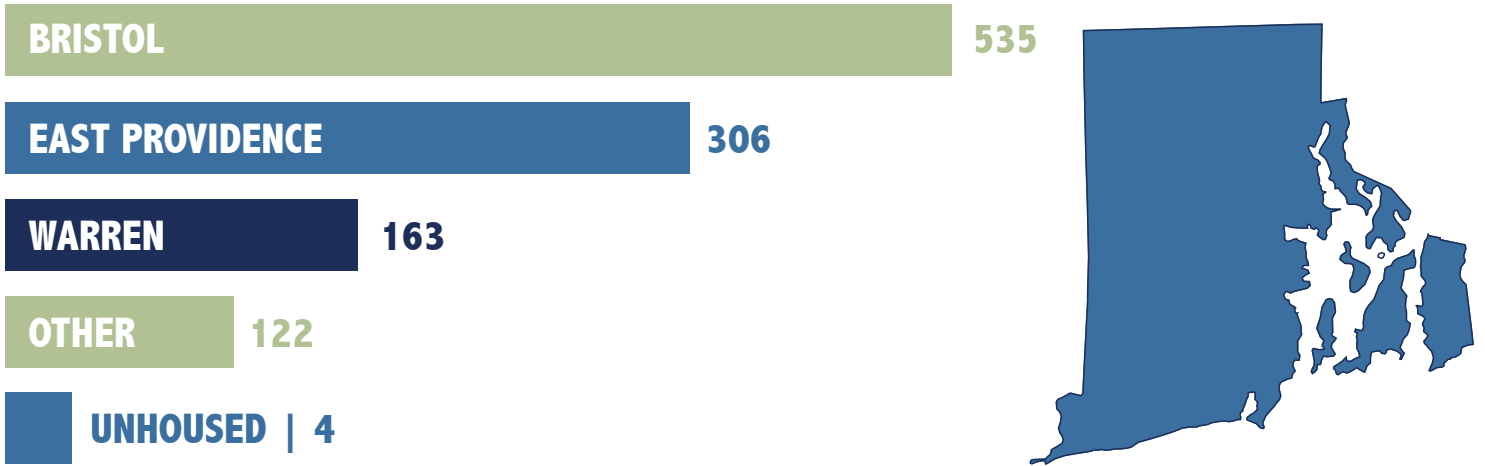


# Serving Our Community • 2023

## People Served (BY AGE) in 2023 - 2,393 TOTAL



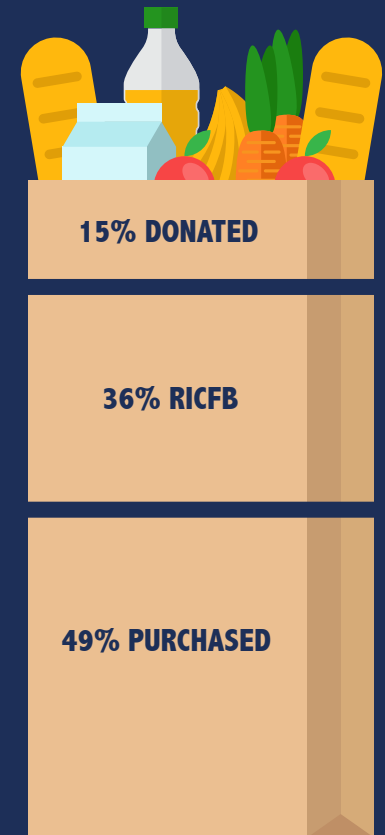
## Where Our Clients Resided



## How We Spent Our Food Purchasing Dollars



## 2023 Food Sources

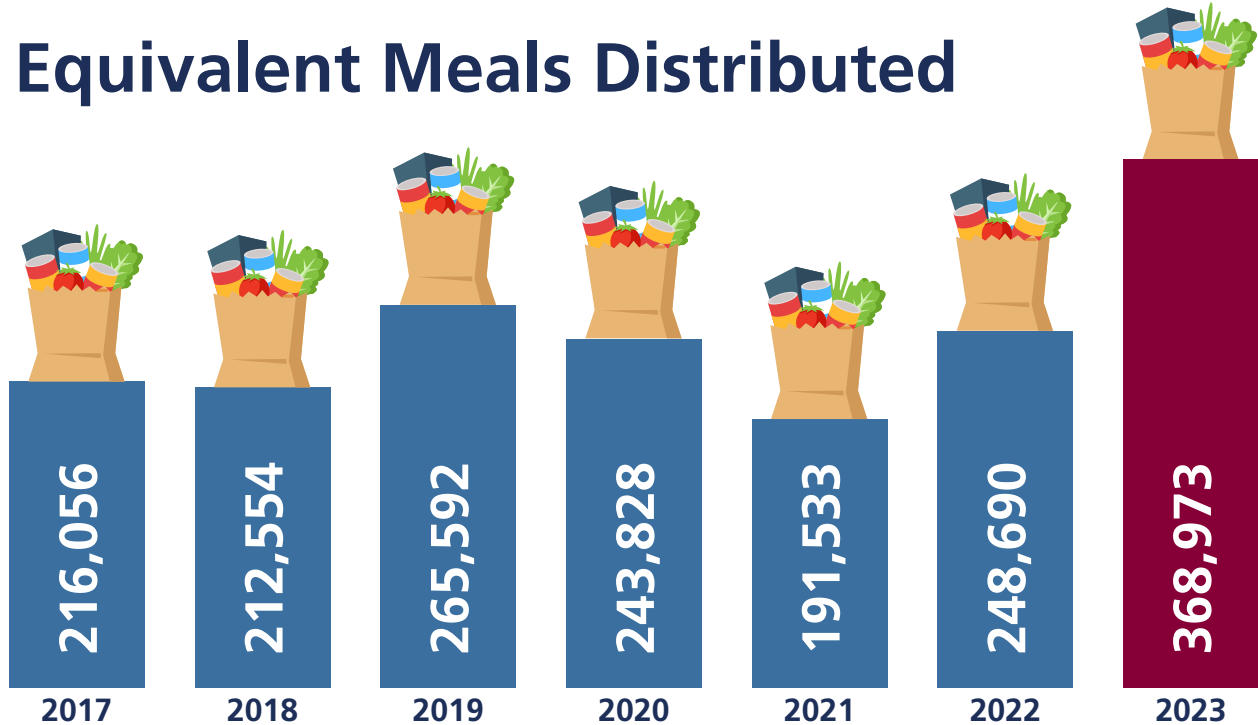


## 2023 PROGRAMS

PROGRAM	HOUSEHOLD VISITS	INDIVIDUALS FED	EQUIVALENT MEALS
Food Pantry	6,527	13,761	247,698
Mobile Pantry	453	915	16,470
Fresh Food Friday	4,947	11,709	70,254
Food4Kids	1,404	3,138	31,380
Mobile Cart	381	389	1,107
CSFP Boxes	172	158	2,064

# Serving Our Community • 2023

## Equivalent Meals Distributed



CLIENT  
SPOTLIGHT

**Local Couple**  
*Franklin Court Residents*

At the East Bay Food Pantry, we are fortunate to serve vulnerable populations, including children and seniors. We recently received a call from a couple living independently at Franklin Court, a low-income senior housing facility. Both had recently undergone unanticipated medical procedures that left them unable to leave their home, and after several days they were running quite low on food. We quickly packed them an emergency shop and brought it to their doorstep the same day.

**“I am so hungry,” the wife told us on the phone. “I haven’t eaten breakfast in three days!”**

Within an hour of their call, they had fresh produce, milk, eggs, cheese, meat, and more in their kitchen. They signed up for our services and now receive deliveries on a regular basis. We are so happy to be able to help seniors like them, not only helping to meet their physical needs, but also helping to ease some of the anxiety that can come with aging in our modern world.

# 2023 Snapshot




**13,884**  
HOUSEHOLD VISITS



**2,393**  
UNIQUE INDIVIDUALS  
SERVED

**117**  
VOLUNTEERS



**WORKED**



**10,832**  
HOURS

**560,721**  
POUNDS OF FOOD  
DISTRIBUTED



**INCLUDING**



**146,262**  
POUNDS OF  
FRESH PRODUCE

## EXPENSE BREAKDOWN

**93%**

PROGRAMS

**5%**

MANAGEMENT & GENERAL

**2%**

FUNDRAISING