

2020

ANNUAL  
REPORT



*East Bay*  
**FOOD PANTRY  
& THRIFT SHOP**  
[eastbayfoodpantry.org](http://eastbayfoodpantry.org)

In 2020, our  
food programs  
distributed

**MORE THAN**  
**467,900 LBS**  
**OF FOOD!**



# Engage, Educate & Empower

## the East Bay in creating a hunger-free community.

Our mission is to **"engage, educate, and empower the East Bay in creating a hunger-free community."**

In 2020, Covid-19's arrival made this mission both more difficult and more important. To safely meet the needs of our guests during this crisis, we adjusted our programs to reduce contact and allow for social distancing. We also increased outreach to those in need, both directly and through our partner organizations. In 2020 the East Bay Food Pantry and Thrift Shop provided food assistance to over 2,300 Eastern RI residents in need, from Newport through East Providence.

### 2020 Highlights From Our Food Programs

#### Food Pantry

***Provides a week's worth of groceries.***

4,075 visits provided 152,100 meals. To serve working families and increase social distancing, we added hours on Wednesday evenings and Fridays, and we created a seasonal outdoor Food Pantry.

#### Food4Kids

***Supplements meals missed when childcare/school is closed.***

We offered weekly pick-up opportunities throughout the year to serve students learning remotely. 2,137 child visits provided 35,843 pounds of food, a 36% increase over 2019.

#### Mobile Pantry

***Grocery delivery to disabled, quarantined, sick, or those who lack transportation.***

Deliveries were increased by 62% to serve vulnerable residents better.

#### Mobile Cart

***Provides food and personal care items to low-income assisted living residents.***

We pre-packed bags for safe distribution when the facility was closed to visitors, providing 898 deliveries (20% increase).

#### Food4Seniors Boxes

***Provides extra food to low-income seniors.***

We provided 341 boxes of supplemental food.

#### Fresh Food Friday

***Weekly fresh produce & bread.***

3,985 visits provided 113,748 lbs. of fresh fruits and vegetables.

#### Holiday Food Bags

***Provides holiday meal fixings in November & December.***

697 bags were distributed, providing approximately 5,576 meals.



**We are a RICFB Member Agency and have been Best Practices Certified since 2014. We received RICFB's "Best of the Best" award for the third time in 2020.**

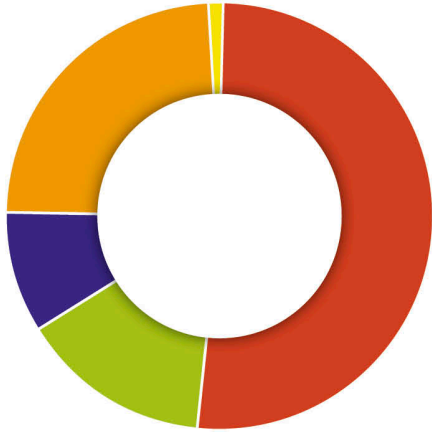
Last year, we had to completely close our Thrift Shop (which usually provides 40% of our funding) for 2 months, and then re-opened it at approximately half its normal hours to prioritize our food programs. We are thankful that our loyal donors (and many first-time ones too!) stepped in to provide the financial support we needed to keep our programs running.

The East Bay Food Pantry and Thrift Shop relies on a small, part-time staff and many dedicated volunteers. Without their service, our work would not be possible. In 2020 they worked through unprecedented challenges to keep EBFP running safely. Our food programs operated throughout the year without a single closure, providing essential services to the most vulnerable in our community.



# Financial Review • 2020

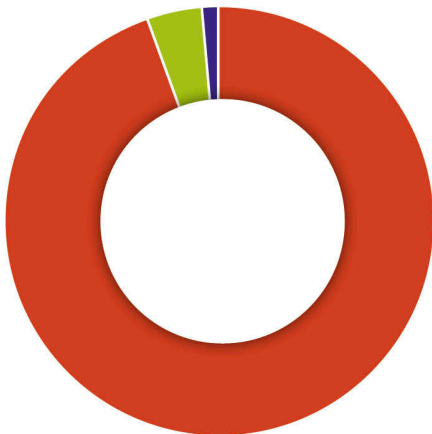
## Support & Revenue



Sources of Funds	Amount	%
In-Kind Contributions	\$804,376	51.8%
Grants	\$225,641	14.5%
Thrift Shop Sales	\$139,100	9.0%
Contributions	\$379,317	24.4%
Other Income	\$3,964	0.3%

**Total Support & Revenue \$1,552,398**

## Expenses



Sources of Funds	Amount	%
Total Program Services	\$1,160,354	94.7%
Management & General	\$49,638	4.0%
Fundraising	\$16,255	1.3%

**Total Expenses \$1,226,247**

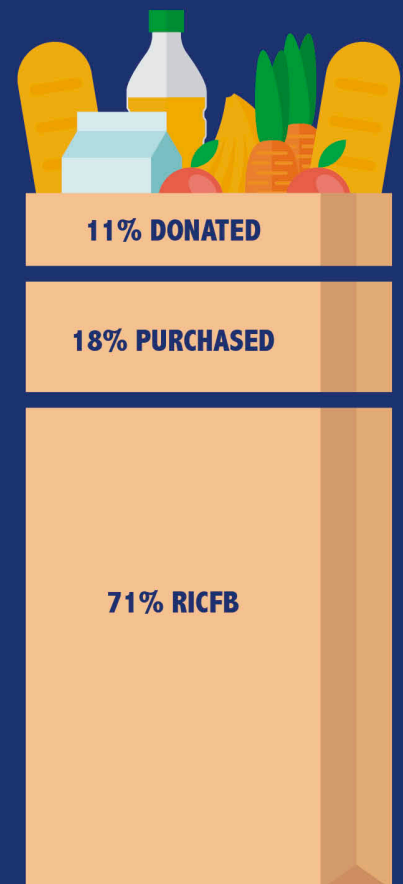




## How We Spent Our Food Purchasing Dollars



## 2020 Food Sources



## 2020 Programs

PROGRAM	HOUSEHOLD VISITS	INDIVIDUAL VISITS	EQUIVALENT MEALS
All Programs	9,834	20,828	243,828
Food Pantry	4,075	8,450	152,100
Mobile Pantry	225	340	6,120
Fresh Food Friday	3,985	8,662	51,972
Holiday Bags	697	1,520	5,576
Food4Kids	1,044	2,137	21,262
Mobile Cart	867	898	2,694
CSFP Boxes	341	341	4,104





## People Served by Age in 2020

**CHILDREN**

**0-12yrs | 387**

**TEENS**

**13-18yrs | 222**

**YOUTH**

**19-24yrs | 138**

**ADULTS**

**25-55yrs | 733**

**SENIORS**

**56+yrs | 849**

## Where Our Clients Reside

**OTHER**

**229**

**HOMELESS | 63**

**WARREN**

**353**

**EAST PROVIDENCE**

**720**

**BRISTOL**

**992**





# 2020 Snapshot

175 Volunteers worked 9,919 HOURS!



**467,951**

POUNDS  
OF FOOD  
DISTRIBUTED

INCLUDING  
**113,748**  
POUNDS  
OF FRESH  
PRODUCE



**697**

HOLIDAY  
FOOD BAGS



**2,329**

UNIQUE  
INDIVIDUALS  
SERVED



**4,693**

RECIPES  
PROVIDED




**9,834**

HOUSEHOLD VISITS

**62%** ↑ GROCERY  
DELIVERIES

**28%** ↑ FOOD4KIDS  
MEALS



*East Bay*  
**FOOD PANTRY  
& THRIFT SHOP**  
eastbayfoodpantry.org